

**MONTHLY REPORT OF DISBURSEMENTS**


For the month of MAY 2017

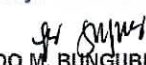
Department : 14  
 Agency : DEPARTMENT OF THE INTERIOR AND LOCAL GOVERNMENT  
 Operating Unit : 03-00012  
 Organization Code (U#) : 14-001-03-00012  
 Funding Source Code (as clustered): 11  
 (e.g. Old Fund Code: 101,102, 151)

PARTICULARS	CURRENT YEAR BUDGET					PRIOR YEAR'S BUDGET											SUB-TOTAL	TRUST LIABILITIES				GRAND TOTAL					Remarks	
	PS	MOOE	Fin. Exp	CO	TOTAL	PRIOR YEAR'S ACCOUNTS PAYABLE					CURRENT YEAR'S ACCOUNTS PAYABLE					TOTAL		PS	MOOE	CO	TOTAL	PS	MOOE	Fin. Exp	CO	TOTAL		
						PS	MOOE	Fin. Exp	CO	Sub-Total	PS	MOOE	Fin. Exp	CO	Sub-Total													
1	2	3	4	5	6=(2+3+4+5)	7	8	9	10	11=(7+8+9+10)	12	13	14	15	16=(12+13+14+15)	17=(11+16)	18=(6+17)	19	20	21	22=(19+20+21)	23	24	25	26	27=(23+24+25+26)	28	
Notice of Cash Allocation (NCA)																												
MDS Checks Issued	170,870.72	122,075,224.39			122,246,095.11											0.00					0.00	170,870.72	122,075,224.39	0.00	0.00	122,246,095.11		
Advice to Debit Account	11,357,336.88	2,880,488.55			14,237,825.43											0.00					0.00	11,357,336.88	2,880,488.55	0.00	0.00	14,237,825.43		
Working Fund (NCA issued to BTr)					0.00											0.00					0.00	0.00	0.00	0.00	0.00	0.00		
Tax Remittance Advices Issued (TRA)	969,514.28	70,029.52			1,039,543.80											0.00					0.00	969,514.28	70,029.52	0.00	0.00	1,039,543.80		
Cash Disbursement Ceiling (CDC)					0.00											0.00					0.00	0.00	0.00	0.00	0.00	0.00		
Non-Cash Availment Authority (NCAA)					0.00											0.00					0.00	0.00	0.00	0.00	0.00	0.00		
Others (CDT, BTr Docs Stamp, etc.)					0.00											0.00					0.00	0.00	0.00	0.00	0.00	0.00		
<b>TOTAL</b>	12,497,721.88	125,025,742.46	0.00	0.00	137,523,464.34	0.00	0.00	0.00	0.00	0.00	0.00	0.00	0.00	0.00	0.00	0.00	0.00	0.00	0.00	0.00	12,497,721.88	125,025,742.46	0.00	0.00	137,523,464.34			

SUMMARY:	Previous Report	This month (MAY)	As of Dat	Previous Report	This month (MAY)	As of Date	
Total Disbursement Authorities Received				Total Disbursements Program	54,468,032.32	137,792,688.80	192,260,721.12
NCA	50,990,498.10	136,753,145.00	187,743,643.10	Less: * Actual Disbursements	50,576,038.31	136,483,920.54	187,059,958.85
Working Fund	0.00	0.00	0.00	(Over)/Under spending	3,891,994.01	1,308,768.26	5,200,762.27
TRA	3,477,534.22	1,039,543.80	4,517,078.02	Less: TRA	3,477,534.22	1,039,543.80	4,517,078.02
CDC	0.00	0	0.00	Cash Book Balance	414,459.79	269,224.46	683,684.25
NCAA	0.00	0.00	0.00				
Others (CDT, BTr Docs Stamp, etc.)	0.00	0.00	0.00				
Less: Notice of Transfer Allocations (NTA)* Issued	0.00						
<b>Total Disbursements Authorities Available</b>	<b>54,468,032.32</b>	<b>137,792,688.80</b>	<b>192,260,721.12</b>				
Less: Lapsed NCA			0.00				
Disbursements *	50,576,038.31	136,483,920.54	187,059,958.85				
<b>Balance of Disbursements Authorities as of to date</b>	<b>3,891,994.01</b>	<b>1,308,768.26</b>	<b>5,200,762.27</b>				

Notes: The use of NTA is discouraged  
 \* Amounts should tally

Certified Correct:  
  
 ADELAIDA M. ABDUL  
 AO VI/ Chief, Accounting Section

Approved By:  
  
 REYNALDO M. BUNGUBUNG, CESOV  
 Regional Director

**MONTHLY REPORT OF DISBURSEMENTS**

For the month of JUNE 2017

Department : 14  
 Agency : DEPARTMENT OF THE INTERIOR AND LOCAL GOVERNMENT  
 Operating Unit : 03-00012  
 Organization Code (Uf : 14-001-03-00012  
 Funding Source Code (as clustered): 11  
 (e.g. Old Fund Code: 101,102, 151)

PARTICULARS	CURRENT YEAR BUDGET					PRIOR YEAR'S BUDGET										SUB-TOTAL	TRUST LIABILITIES				GRAND TOTAL					Remarks	
	PS	MOOE	Fin. Exp	CO	TOTAL	PRIOR YEAR'S ACCOUNTS PAYABLE					CURRENT YEAR'S ACCOUNTS PAYABLE						TOTAL	PS	MOOE	CO	TOTAL	PS	MOOE	Fin. Exp	CO		TOTAL
						PS	MOOE	Fin. Exp	CO	Sub-Total	PS	MOOE	Fin. Exp	CO	Sub-Total												
1	2	3	4	5	6=(2+3+4+5)	7	8	9	10	11=(7+8+9+10)	12	13	14	15	16=(12+13+14+15)	17=(11+16)	18=(6+17)	19	20	21	22=(19+20+21)	23	24	25	26	27=(23+24+25+26)	28
<b>Notice of Cash Allocation (NCA)</b>																											
MDS Checks Issued	838,630.28	9,084,978.61			9,903,608.89		24,950,827.87									24,950,827.87					0.00	838,630.28	34,015,806.48	0.00	0.00	34,854,436.76	
Advice to Debit Account	4,938,930.40	3,534,303.75			8,473,234.15		35,222.55									35,222.55					0.00	4,938,930.40	3,569,526.30	0.00	0.00	8,508,456.70	
<b>Working Fund (NCA issued to BTr)</b>					0.00											0.00					0.00	0.00	0.00	0.00	0.00	0.00	
<b>Tax Remittance Advices Issued (TRA)</b>					0.00											0.00					0.00	0.00	0.00	0.00	0.00	0.00	
Cash Disbursement Ceiling (CDC)	872,876.22	83,399.66			956,275.88											0.00					0.00	872,876.22	83,399.66	0.00	0.00	956,275.88	
<b>Non-Cash Availment Authority (NCAA)</b>					0.00											0.00					0.00	0.00	0.00	0.00	0.00	0.00	
<b>Others (CDT, BTr Docs Stamp, etc.)</b>					0.00											0.00					0.00	0.00	0.00	0.00	0.00	0.00	
<b>TOTAL</b>	6,650,436.90	12,682,682.02	0.00	0.00	19,333,118.92	0.00	24,986,050.42	0.00	0.00	0.00	0.00	0.00	0.00	0.00	0.00	24,986,050.42	0.00	0.00	0.00	0.00	0.00	6,650,436.90	37,668,732.44	0.00	0.00	44,319,169.34	


**SUMMARY:**

	<u>Previous Report</u>	<u>This month (JUNE)</u>	<u>As of Date</u>		<u>Previous Report</u>	<u>This month (JUNE)</u>	<u>As of Date</u>
Total Disbursement Authorities Received				Total Disbursements Program	192,260,721.12	47,880,944.88	240,141,666.00
NCA	187,743,643.10	46,924,669.00	234,668,312.10	Less: * Actual Disbursements	187,059,958.85	43,362,893.46	230,422,852.31
Working Fund	-	-	0.00	(Over)/Under spending	5,200,762.27	4,518,051.42	9,718,813.69
TRA	4,517,078.02	956,275.88	5,473,353.90	Less: TRA	4,517,078.02	956,275.88	5,473,353.90
CDC	-	-	-	Cash Book Balance	683,684.25	3,561,775.54	4,245,459.79
NCAA	-	-	-				
Others (CDT, BTr Docs Stamp, etc.)	-	-	-				
Less: Notice of Transfer Allocations (NTA)* Issued	-	-	-				
<b>Total Disbursements Authorities Available</b>	<u>192,260,721.12</u>	<u>47,880,944.88</u>	<u>240,141,666.00</u>				
Less: Lapsed NCA	-	-	0.00				
<b>Disbursements *</b>	<u>187,059,958.85</u>	<u>43,362,893.46</u>	<u>230,422,852.31</u>				
<b>Balance of Disbursements Authorities as of date</b>	<u>5,200,762.27</u>	<u>4,518,051.42</u>	<u>9,718,813.69</u>				


Notes: The use of NTA is discouraged

\* Amounts should tally

Certified Correct:

  
 ADELAIDA M. ABDUL  
 AO VI Chief, Accounting Section

Approved By:

  
 REYNALDO M. BUNGBUNG, CESQ IV  
 Regional Director



**MONTHLY REPORT OF DISBURSEMENTS**

For the month of JULY 2017

Department : 14  
 Agency : DEPARTMENT OF THE INTERIOR AND LOCAL GOVERNMENT  
 Operating Unit : 03-00012  
 Organization Code (UA : 14-001-03-00012  
 Funding Source Code (as clustered): 11  
 (e.g. Old Fund Code: 101,102, 151)

PARTICULARS	CURRENT YEAR BUDGET					PRIOR YEAR'S BUDGET											SUB-TOTAL	TRUST LIABILITIES				GRAND TOTAL					Remarks
	PS	MOOE	Fin. Exp	CO	TOTAL	PRIOR YEAR'S ACCOUNTS PAYABLE					CURRENT YEAR'S ACCOUNTS PAYABLE					TOTAL		PS	MOOE	CO	TOTAL	PS	MOOE	Fin. Exp	CO	TOTAL	
						PS	MOOE	Fin. Exp	CO	Sub-Total	PS	MOOE	Fin. Exp	CO	Sub-Total												
1	2	3	4	5	6=(2+3+4+5)	7	8	9	10	11=(7+8+9+10)	12	13	14	15	16=(12+13+14+15)	17=(11+16)	18=(6+1)	19	20	21	22=(19+20+21)	23	24	25	26	27=(23+24+25+26)	28
<b>Notice of Cash Allocation (NCA)</b>																											
MDS Checks Issued	715,342.34	5,296,715.89			6,012,058.23											0.00					0.00	715,342.34	5,296,715.89	0.00	0.00	6,012,058.23	
Advice to Debit Account	17,413,310.09	2,729,189.97			20,142,500.06											0.00					0.00	17,413,310.09	2,729,189.97	0.00	0.00	20,142,500.06	
Working Fund (NCA issued to BTr)					0.00											0.00					0.00	0.00	0.00	0.00	0.00	0.00	
Tax Remittance Advices Issued (TRA)	872,876.22	85,399.66			958,275.88											0.00					0.00	872,876.22	85,399.66	0.00	0.00	958,275.88	
Cash Disbursement Ceiling (CDC)					0.00											0.00					0.00	0.00	0.00	0.00	0.00	0.00	
Non-Cash Availment Authority (NCAA)					0.00											0.00					0.00	0.00	0.00	0.00	0.00	0.00	
Others (CDT, BTr Docs Stamp, etc.)					0.00											0.00					0.00	0.00	0.00	0.00	0.00	0.00	
<b>TOTAL</b>	19,001,528.65	8,111,305.52	0.00	0.00	27,112,834.17	0.00	0.00	0.00	0.00	0.00	0.00	0.00	0.00	0.00	0.00	0.00	0.00	0.00	0.00	0.00	19,001,528.65	8,111,305.52	0.00	0.00	27,112,834.17		

SUMMARY:	Previous Report	This month (JULY)	As of Date	Previous Report	This month (JULY)	As of Date	
Total Disbursement Authorities Received				Total Disbursements Program	240,141,666.00	52,675,332.88	292,816,998.88
NCA	234,668,312.10	51,717,057.00	286,385,369.10	Less: * Actual Disbursements	230,422,852.31	26,154,558.29	256,577,410.60
Working Fund	-	-	0.00	(Over)/Under spending	9,718,813.69	26,520,774.59	36,239,588.28
TRA	5,473,353.90	958,275.88	6,431,629.78	Less: TRA	5,473,353.90	958,275.88	6,431,629.78
CDC	-	-	-	Cash Book Balance	4,245,459.79	25,562,498.71	29,807,958.50
NCAA	-	-	-				
Others (CDT, BTr Docs Stamp, etc.)	-	-	-				
Less: Notice of Transfer Allocations (NTA)* Issued	-	-	-				
<b>Total Disbursements Authorities Available</b>	<b>240,141,666.00</b>	<b>52,675,332.88</b>	<b>292,816,998.88</b>				
Less: Lapsed NCA	-	-	0.00				
Disbursements *	230,422,852.31	26,154,558.29	256,577,410.60				
<b>Balance of Disbursements Authorities as of date</b>	<b>9,718,813.69</b>	<b>26,520,774.59</b>	<b>36,239,588.28</b>				

Notes: The use of NTA is discouraged  
 \* Amounts should tally

Certified Correct:

*[Signature]*  
 ADELAIDA M. ABDUL  
 AO V/ Chief, Accounting Section

Approved By:

*[Signature]*  
 REYNALDO M. BUNGUBUNG, CESO IV  
 Regional Director

**MONTHLY REPORT OF DISBURSEMENTS**

For the month of **AUGUST 2017**

Department : 14  
 Agency : DEPARTMENT OF THE INTERIOR AND LOCAL GOVERNMENT  
 Operating Unit : 03-00012  
 Organization Code (UA) : 14-001-03-00012  
 Funding Source Code (as clustered): 11  
 (e.g. Old Fund Code: 101,102, 151)

PARTICULARS	CURRENT YEAR BUDGET					PRIOR YEAR'S BUDGET										SUB-TOTAL	TRUST LIABILITIES				GRAND TOTAL					Remarks		
	PS	MOOE	Fin. Exp	CO	TOTAL	PRIOR YEAR'S ACCOUNTS PAYABLE					CURRENT YEAR'S ACCOUNTS PAYABLE						TOTAL	PS	MOOE	CO	TOTAL	PS	MOOE	Fin. Exp	CO		TOTAL	
						PS	MOOE	Fin. Exp	CO	Sub-Total	PS	MOOE	Fin. Exp	CO	Sub-Total													
1	2	3	4	5	6=(2+3+4+5)	7	8	9	10	11=(7+8+9+10)	12	13	14	15	16=(12+13+14+15)	17=(11+16)	18=(6+17)	19	20	21	22=(19+20+21)	23	24	25	26	27=(23+24+25+26)	28	
<b>Notice of Cash Allocation (NCA)</b>																												
MDS Checks Issued	169,740.18	43,851,189.53			44,020,929.71											0.00					0.00	169,740.18	43,851,189.53	0.00	0.00	44,020,929.71		
Advice to Debit Account	6,233,536.82	4,196,150.03			10,429,686.85											0.00					0.00	6,233,536.82	4,196,150.03	0.00	0.00	10,429,686.85		
Working Fund (NCA issued to BTr)					0.00											0.00					0.00	0.00	0.00	0.00	0.00	0.00		
Tax Remittance Advices Issued (TRA)	941,137.24	641,337.84			1,582,475.08											0.00					0.00	941,137.24	641,337.84	0.00	0.00	1,582,475.08		
Cash Disbursement Ceiling (CDC)					0.00											0.00					0.00	0.00	0.00	0.00	0.00	0.00		
Non-Cash Availment Authority (NCAA)					0.00											0.00					0.00	0.00	0.00	0.00	0.00	0.00		
Others (CDT, BTr Docs Stamp, etc.)					0.00											0.00					0.00	0.00	0.00	0.00	0.00	0.00		
<b>TOTAL</b>	7,344,414.24	48,688,677.40	0.00	0.00	56,033,091.64	0.00	0.00	0.00	0.00	0.00	0.00	0.00	0.00	0.00	0.00	0.00	0.00	0.00	0.00	0.00	0.00	0.00	0.00	0.00	0.00	0.00	0.00	


**SUMMARY:**

	<u>Previous Report</u>	<u>This month (AUGUST)</u>	<u>As of Date</u>		<u>Previous Report</u>	<u>This month (AUGUST)</u>	<u>As of Date</u>
Total Disbursement Authorities Received				Total Disbursements Program	292,816,998.88	32,685,670.08	325,502,668.96
NCA	286,385,369.10	31,103,195.00	317,488,564.10	Less: * Actual Disbursements	256,577,410.60	54,450,616.56	311,028,027.16
Working Fund	-	-	0.00	(Over)/Under spending	36,239,588.28	(21,764,946.48)	14,474,641.80
TRA	6,431,629.78	1,582,475.08	8,014,104.86	Less: TRA	6,431,629.78	1,582,475.08	8,014,104.86
CDC	-	-	-	Cash Book Balance	29,807,958.50	(23,347,421.56)	6,460,536.94
NCAA	-	-	-				
Others (CDT, BTr Docs Stamp, etc.)	-	-	-				
Less: Notice of Transfer Allocations (NTA)* Issued	-	-	-				
<b>Total Disbursements Authorities Available</b>	<u>292,816,998.88</u>	<u>32,685,670.08</u>	<u>325,502,668.96</u>				
Less: Lapsed NCA	-	-	0.00				
Disbursements *	256,577,410.60	54,450,616.56	311,028,027.16				
<b>Balance of Disbursements Authorities as of to date</b>	<u>36,239,588.28</u>	<u>-21,764,946.48</u>	<u>14,474,641.80</u>				

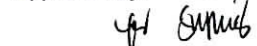
Notes: The use of NTA is discouraged

\* Amounts should tally

Certified Correct:

  
**ADELAIDA M. ABDUL**  
 AO V/ Chief, Accounting Section

Approved By:

  
**REYNALDO M. BUNGUBUNG, CESO IV**  
 Regional Director



**MONTHLY REPORT OF DISBURSEMENTS**

For the month of **SEPTEMBER 2017**

Department : 14  
 Agency : DEPARTMENT OF THE INTERIOR AND LOCAL GOVERNMENT  
 Operating Unit : 03-00012  
 Organization Code (UA : 14-001-03-00012  
 Funding Source Code (as clustered): 11  
 (e.g. Old Fund Code: 101,102, 151)

PARTICULARS	CURRENT YEAR BUDGET					PRIOR YEAR'S BUDGET										SUB-TOTAL	TRUST LIABILITIES				GRAND TOTAL					Remarks	
	PS	MOOE	Fin. Exp	CO	TOTAL	PRIOR YEAR'S ACCOUNTS PAYABLE					CURRENT YEAR'S ACCOUNTS PAYABLE						TOTAL	PS	MOOE	CO	TOTAL	PS	MOOE	Fin. Exp	CO		TOTAL
						PS	MOOE	Fin. Exp	CO	Sub-Total	PS	MOOE	Fin. Exp	CO	Sub-Total												
1	2	3	4	5	6=(2+3+4+5)	7	8	9	10	11=(7+8+9+10)	12	13	14	15	16=(12+13+14+15)	17=(11+16)	18=(6+17)	19	20	21	22=(19+20+21)	23	24	25	26	27=(23+24+25+26)	28
<b>Notice of Cash Allocation (NCA)</b>																											
MDS Checks Issued	2,939,794.61	1,793,083.05			4,732,877.66											0.00					0.00	2,439,794.61	1,793,083.05	0.00	0.00	4,732,877.66	
Advice to Debit Account	5,835,190.51	9,964,998.82			15,800,189.33											0.00					0.00	5,835,190.51	9,964,998.82	0.00	0.00	15,800,189.33	
Working Fund (NCA issued to BTr)					0.00											0.00					0.00	0.00	0.00	0.00	0.00	0.00	
Tax Remittance Advices Issued (TRA)	613,955.77	132,740.89			1,046,696.66											0.00					0.00	913,955.77	132,740.89	0.00	0.00	1,046,696.66	
Cash Disbursement Ceiling (CDC)					0.00											0.00					0.00	0.00	0.00	0.00	0.00	0.00	
Non-Cash Availment Authority (NCAA)					0.00											0.00					0.00	0.00	0.00	0.00	0.00	0.00	
Others (CDT, BTr Docs Stamp, etc.)					0.00											0.00					0.00	0.00	0.00	0.00	0.00	0.00	
<b>TOTAL</b>	9,888,940.89	11,890,822.76	0.00	0.00	21,579,763.65	0.00	0.00	0.00	0.00	0.00	0.00	0.00	0.00	0.00	0.00	0.00	0.00	0.00	0.00	0.00	9,888,940.89	11,890,822.76	0.00	0.00	21,579,763.65		

SUMMARY:	Previous Report	This month (SEPTEMBER)	As of Date	Previous Report	This month (SEPTEMBER)	As of Date
Total Disbursement Authorities Received				325,502,668.96	22,549,891.66	348,052,560.62
NCA	317,488,564.10	21,503,195.00	338,991,759.10	311,028,027.16	20,533,066.99	331,561,094.15
Working Fund	-	-	0.00	14,474,641.80	2,016,824.67	16,491,466.47
TRA	8,014,104.86	1,046,696.66	9,060,801.52	8,014,104.86	1,046,696.66	9,060,801.52
CDC	-	-	-	6,460,536.94	970,128.01	7,430,664.95
NCAA	-	-	-			
Others (CDT, BTr Docs Stamp, etc.)	-	-	-			
Less: Notice of Transfer Allocations (NTA)* Issued						
<b>Total Disbursements Authorities Available</b>	<b>325,502,668.96</b>	<b>22,549,891.66</b>	<b>348,052,560.62</b>			
Less: Lapsed NCA Disbursements *	311,028,027.16	20,533,066.99	331,561,094.15			
<b>Balance of Disbursements Authorities as of to date</b>	<b>14,474,641.80</b>	<b>2,016,824.67</b>	<b>16,491,466.47</b>			

Notes: The use of NTA is discouraged  
 \* Amounts should tally

Certified Correct:

ADELAIDA M. ABDUL  
 AO VI/ Chief, Accounting Section

Approved By:

REYNALDO M. BUNGUBUNG, CESO IV  
 Regional Director