





Particulars	PJA/P	Appropriations			Allotments				Current Year Obligations			Current Year Disbursements			Balances				
		Authorized Appropriation	Adjustments (Transfer To)/From, Realignment	Adjusted Appropriations	Allotments Received	Adjustments (Withdrawal, Realignment)	Transfer To	Transfer From	Adjusted Total Allotments	1st Quarter Ending March 31	2nd Quarter Ending June 30	Total	1st Quarter Ending March 31	2nd Quarter Ending June 30	Total	Unreleased Appropriations	Unobligated Allotment	Unpaid Obligations	
1	2	3	4	5=(3+4)	6	7	8	9	10=[(6+7)-8+9]		12	13=(11+12+13+14)	16	17	20=(16+17+18+19)	21=(5-10)	22=(10-15)	23	24
Certified Correct																			
Certified Correct:										Recommending Approval:			78,306,258.99			Approved By:			
 KATHERINE M. SANDO, MPA AD V/Chief, Budget Section Date:		 CHARLES MAY, EJISEO, CPA Accountant III / Regional Accountant Date:				 DENNIS E. SUCOL, MPA Chief Administrative Officer / Chief, Finance & Administration Date:				 JOSEPHINE CARRIDO-LEYSA, CESO III Regional Director Date:									


STATEMENT OF APPROPRIATIONS, ALLOTMENTS, OBLIGATIONS, DISBURSEMENTS AND BALANCES BY OBJECT OF EXPENDITURE
As of the Quarter Ending June 30, 2021


Department : Department of the Interior and Local Government
Agency : Region 12, City of Koronadal
Operating Unit :
Organization Code (UACS) :
Funding Source Code (as clustered) : 101


	Current Year Appropriations
	Supplemental Appropriations
X	Continuing Appropriations


Particulars	UACS CODE	Appropriations			Allotments			Current Year Obligations			Current Year Disbursements			Balances					
		Authorized Appropriation	Adjustments (To)/From, Realignment	Adjusted Appropriations	Allotments Received	Adjustments (Withdrawal, Realignment)	Transfer To	Transfer From	Adjusted Total Allotments	1st Quarter Ending	2nd Quarter Ending	Total	1st Quarter Ending	2nd Quarter Ending	Total	Unreleased Appropriations	Unobligated Allotment	Unpaid Obligations	
		3	4	5=(3+4)	6	7	8	9	10=[(6+7)-8+9]	11	12	13=(11+12+13+14)	15	17	20=(16+17+18+19)	21=(5-10)	22=(10-15)	23	24
I. Agency Specific Budget		89,619,569.48	-	89,619,569.48	89,619,569.48	-	-	-	89,619,569.48	28,013,815.02	51,423,480.19	79,437,295.21	24,069,175.02	54,237,083.97	78,306,258.99	-	10,182,274.27	1,131,036.22	-
Maintenance & Other Operating Expenses																			
Traveling Expenses																			
Traveling Expenses - Local	50201010 00	4,056,331.00	-	4,056,331.00	4,056,331.00	-	-	-	4,056,331.00	81,400.00	3,694,357.00	3,775,757.00	81,400.00	3,694,357.00	3,775,757.00	-	280,574.00	-	-
Traveling Expenses - Foreign	50201020 00	-	-	-	-	-	-	-	-	-	-	-	-	-	-	-	-	-	-
Training and Scholarship Expenses																			
Training Expenses	50202010 02	3,877,227.37	-	3,877,227.37	3,877,227.37	-	-	-	3,877,227.37	26,400.00	968,978.77	995,378.77	26,400.00	966,131.72	992,531.72	-	2,881,848.60	2,847.05	-
Scholarship Grants/Expenses	50202010 01	-	-	-	-	-	-	-	-	-	-	-	-	-	-	-	-	-	-
Supplies and Materials Expenses																			
Office Supplies Expenses	50203010 02	1,266,441.50	-	1,266,441.50	1,266,441.50	-	-	-	1,266,441.50	22,498.75	1,133,352.25	1,155,851.00	22,498.75	77,913.08	100,411.83	-	110,590.50	1,055,439.17	-
Accountable Forms Expenses	50203020 00	-	-	-	-	-	-	-	-	-	-	-	-	-	-	-	-	-	-
Non-Accountable Forms Expenses	50203030 00	-	-	-	-	-	-	-	-	-	-	-	-	-	-	-	-	-	-
Animal/Zoological Supplies Expenses	50203040 00	-	-	-	-	-	-	-	-	-	-	-	-	-	-	-	-	-	-
Food Supplies Expenses	50203050 00	-	-	-	-	-	-	-	-	-	-	-	-	-	-	-	-	-	-
Welfare Goods Expenses	50203060 00	-	-	-	-	-	-	-	-	-	-	-	-	-	-	-	-	-	-
Drugs and Medicines Expenses	50203070 00	-	-	-	-	-	-	-	-	-	-	-	-	-	-	-	-	-	-
Medical, Dental and Laboratory Supplies Expenses	50203080 00	5,839,422.00	-	5,839,422.00	5,839,422.00	-	-	-	5,839,422.00	-	1,817,987.00	1,817,987.00	-	1,817,987.00	1,817,987.00	-	4,021,435.00	-	-
Fuel, Oil and Lubricants Expenses	50203090 00	-	-	-	-	-	-	-	-	-	-	-	-	-	-	-	-	-	-
Agricultural and Marine Supplies Expenses	50203100 00	-	-	-	-	-	-	-	-	-	-	-	-	-	-	-	-	-	-
Textbooks and Instructional Materials Expenses	50203110 00	-	-	-	-	-	-	-	-	-	-	-	-	-	-	-	-	-	-
Military, Police and Traffic Supplies Expenses	50203120 00	-	-	-	-	-	-	-	-	-	-	-	-	-	-	-	-	-	-
Chemical and Filtering Supplies Expenses	50203130 00	-	-	-	-	-	-	-	-	-	-	-	-	-	-	-	-	-	-
Other Supplies and Materials Expenses	50203990 00	44,555.00	-	44,555.00	44,555.00	-	-	-	44,555.00	-	-	-	-	-	-	-	44,555.00	-	-
Utility Expenses																			
Water Expenses	50204010 00	-	-	-	-	-	-	-	-	-	-	-	-	-	-	-	-	-	-
Electricity Expenses	50204020 00	-	-	-	-	-	-	-	-	-	-	-	-	-	-	-	-	-	-
Postage and Deliveries	50205010 00	-	-	-	-	-	-	-	-	-	-	-	-	-	-	-	-	-	-
Telephone Expenses-Landline	50205020 02	-	-	-	-	-	-	-	-	-	-	-	-	-	-	-	-	-	-
Telephone Expenses-Mobile	50205020 01	1,497,770.00	-	1,497,770.00	1,497,770.00	-	-	-	1,497,770.00	-	1,400,750.00	1,400,750.00	-	1,400,000.00	1,400,000.00	-	97,020.00	750.00	-
Internet Expense	50205030 00	124,609.98	-	124,609.98	124,609.98	-	-	-	124,609.98	18,748.77	61,861.21	80,609.98	18,748.77	61,861.21	80,609.98	-	44,000.00	-	-
Cable, Satellite, Telegraph & Radio Expenses	50205040 00	-	-	-	-	-	-	-	-	-	-	-	-	-	-	-	-	-	-
Prizes	50206020 00	-	-	-	-	-	-	-	-	-	-	-	-	-	-	-	-	-	-
Rent-Buildings & Structures Expenses	50299050 01	-	-	-	-	-	-	-	-	-	-	-	-	-	-	-	-	-	-
Transportation and Delivery Expenses	50299040 00	920.00	-	920.00	920.00	-	-	-	920.00	-	-	-	-	-	-	-	920.00	-	-
Subscription Expenses	50299070 00	-	-	-	-	-	-	-	-	-	-	-	-	-	-	-	-	-	-
Professional Services																			
Auditing Services	50213020 00	-	-	-	-	-	-	-	-	-	-	-	-	-	-	-	-	-	-
Consultancy Services	50213030 02	-	-	-	-	-	-	-	-	-	-	-	-	-	-	-	-	-	-
Other Professional Service	50213980 00	-	-	-	-	-	-	-	-	-	-	-	-	-	-	-	-	-	-
Other Professional Service	5020201001	-	-	-	-	-	-	-	-	-	-	-	-	-	-	-	-	-	-
General Services																			
Auditing Services	50213020 00	-	-	-	-	-	-	-	-	-	-	-	-	-	-	-	-	-	-
Consultancy Services	50213030 02	-	-	-	-	-	-	-	-	-	-	-	-	-	-	-	-	-	-
Other Professional Service	50213980 00	-	-	-	-	-	-	-	-	-	-	-	-	-	-	-	-	-	-
Other General Services-ICT	50212990 01	58,121.85	-	58,121.85	58,121.85	-	-	-	58,121.85	-	58,121.85	58,121.85	-	58,121.85	58,121.85	-	-	-	-
Other General Services	50212990 99	71,342,643.77	-	71,342,643.77	71,342,643.77	-	-	-	71,342,643.77	27,612,480.00	42,064,072.11	69,676,552.11	23,667,840.00	46,008,712.11	69,676,552.11	-	1,666,091.66	-	-
Janitorial Services	50212020 00	-	-	-	-	-	-	-	-	-	-	-	-	-	-	-	-	-	-
Security Services	50212030 00	-	-	-	-	-	-	-	-	-	-	-	-	-	-	-	-	-	-
RM-Buildings	-	-	-	-	-	-	-	-	-	-	-	-	-	-	-	-	-	-	-
RM-Office Buildings	50213040 01	-	-	-	-	-	-	-	-	-	-	-	-	-	-	-	-	-	-
RM-Leasehold Improvements	-	-	-	-	-	-	-	-	-	-	-	-	-	-	-	-	-	-	-
RM-Leasehold Improvements, Buildings	50213090 02	-	-	-	-	-	-	-	-	-	-	-	-	-	-	-	-	-	-

Particulars	UACS CODE	Appropriations			Allotments					Current Year Obligations			Current Year Disbursements			Balances			
		Authorized Appropriation	Adjustments (Transfer To/From, Realignment)	Adjusted Appropriations	Allotments Received	Adjustments (Withdrawal, Realignment)	Transfer To	Transfer From	Adjusted Total Allotments	1st Quarter Ending	2nd Quarter Ending	Total	1st Quarter Ending	2nd Quarter Ending	Total	Unreleased Appropriations	Unobligated Allotment	Unpaid Obligations	
										March 31	June 30		March 31	June 30				Due and Demandable	Not Yet Due and Demandable
1	2	3	4	5=(3+4)	6	7	8	9	10=((6+7)-8+9)	11	12	13=(11+12+13+14)	16	17	20=(16+17+18+19)	21=(3-10)	22=(10-15)	23	24
RM-Office Equipment, Furnitures and Fixtures	50213050 02			-					-			-							
RM-Office Motor vehicles	50213050 03	142,950.00		142,950.00	142,950.00				142,950.00	7,500.00		7,500.00	7,500.00	-	7,500.00		135,450.00		
RM-Furnitures and Fixtures	50213070 00			-					-			-							
RM-IT Equipment and Software	50213050 03			-					-			-							
RM-Machinery and Equipment				-					-			-							
RM-Communication Equipment	50213050 07			-					-			-							
RM-Transportation Equipment				-					-			-							
RM-Motor Vehicles	50213060 01			-					-			-							
Miscellaneous Expenses				-					-			-							
Extraordinary & Miscellaneous Expenses	50210030 00			-					-			-							
Financial Assistance / Subsidy				-					-			-							
Subsidies - Others	50214990 00	926,000.00		926,000.00	926,000.00				926,000.00	244,000.00	224,000.00	468,000.00	244,000.00	152,000.00	396,000.00		458,000.00	72,000.00	
Taxes, Insurance Premiums and Other Fees	50215000 00			-					-			-							
Taxes, Duties and Other Licenses	50215010 01			-					-			-							
Fidelity Bond Premiums	50215020 00	1,571.00		1,571.00	1,571.00				1,571.00								1,571.00		
Insurance Expenses	50215030 00	1.16		1.16	1.16				1.16								1.16		
Other Maintenance and Operating Expenses	50299990 99			-					-			-							
Printing and Binding Expenses	50299020 00	46,050.00		46,050.00	46,050.00				46,050.00	787.50		787.50	787.50	-	787.50		45,262.50		
Representation Expenses	50299030 00	30,000.00		30,000.00	30,000.00				30,000.00								30,000.00		
Food Supplies Expenses	50203050 00			-					-			-							
Advertising Expenses	50299010 00			-					-			-							
Other Maintenance and Operating Expenses				-					-			-							
Printing and Publication Expenses	50299020 00			-					-			-							
Rents - Motor Vehicles	50299050 03	235,320.00		235,320.00	235,320.00				235,320.00								235,320.00		
Rents - Equipment	50299050 04	78,650.00		78,650.00	78,650.00				78,650.00								78,650.00		
ICT-Software subscription	50299070 01	18,471.85		18,471.85	18,471.85				18,471.85								18,471.85		
Capital Outlay				-					-			-							
Motor vehicles	50604060 01	31,360.00		31,360.00	31,360.00				31,360.00								31,360.00		
Information and Communication	50604050 03	1,153.00		1,153.00	1,153.00				1,153.00								1,153.00		
GRAND TOTAL	PS	89,587,056.48		89,587,056.48	89,587,056.48				89,587,056.48	28,013,815.02	51,423,480.19	79,437,295.21	24,069,175.02	54,237,083.97	78,306,258.99		10,149,761.27	1,131,086.22	
	MODE	32,513.00		32,513.00	32,513.00				32,513.00								32,513.00		
	CO																		
Recapitulation by MFO:																			
MFO 1																			
MFO 2																			
OF WHICH:																			
Major Programs/Projects																			
KRA No. 1 - Anti-Corruption, Transparent, Accountable and Participatory Governance																			
Program Budgeting:																			
MPP																			
Other Major Programs and Projects and monitored by the President through PMS																			
PAP																			
GRAND TOTAL		89,619,569.48		89,619,569.48	89,619,569.48				89,619,569.48	28,013,815.02	51,423,480.19	79,437,295.21	24,069,175.02	54,237,083.97	78,306,258.99		10,182,274.27	1,131,086.22	

Certified Correct: 
KATHRINE M. LANO, MPA
 AO V/Chief, Budget Section
 Date: _____

Certified Correct: 
CHARRIE MAY I. ELSED, CPA
 Accountant III / Regional Accountant
 Date: _____

Recommending Approval: 
DENNIS T. SUCOL, MPA
 Chief Administrative Officer/Chief, FA
 Date: 7/14/21


JOSEPHINE CARRERO-LEISA, CESO III
 Regional Director
 Date: _____

0.00