



Republic of the Philippines
DEPARTMENT OF THE INTERIOR AND LOCAL GOVERNMENT
REGION XII

"Matino, Mahusay at Maaasahan"

Prime Regional Government Center, Carpenter Hill, Koronadal City, 9506

Tel/Fax Nos.: (083)228-6660 • (083)228-1421 • Email: mail@region12.dilg.gov.ph • Website: region12.dilg.gov.ph
ADMIN (083) 228-7960 • FINANCE (083) 228-7959 • LGMED (083) 877-2969 • LGCDD (083)877 2971

April 13, 2020

ESTER A. ALDANA, CESO II

Assistant Secretary

Department of the Interior and Local Government

DILG-NAPOLCOM Bldg.,

Quezon Ave., corner EDSA, Quezon City

Thru : Dir. Sara Jane M. Cerezo
Financial Management Service

Greetings of peace and prosperity!

We are submitting herewith the Financial Accountability Reports of DILG Region XII as of the Quarter Ending March 31, 2020, viz:

1. FAR 1 –Current
2. FAR 1.A –Current
3. FAR 1- Continuing and
4. FAR 1.A Continuing

Thank you and our usual warm regards.

Very truly yours,

JOSEPHINE CABRIDO-LEYSA, CESO III.

Regional Director

FAD CAO DTS
BUDGET:KML


The DILG Region XII, imbued with integrity, competence and professionalism, and Living Up to a Peaceful, Accountable, and Dynamic working environment, commits to deliver quality services through oversight function, capacity development intervention, and incentives and rewards to local government units.


We uphold customer satisfaction and continual improvement of our Quality Management System's effectiveness, compliant to applicable laws, rules and regulations, and international standards, for a highly Developed, Orderly, Self-Reliant, Environment-friendly and Globally Competitive SOCCSKSARGEN. (LUPAD DOSE).

Particulars	UACS CODE	Appropriations			Allotments			Current Year Obligations		Current Year Disbursements		Balances			
		Authorized Appropriations	Adjustments (Transfer To/From, Realignment)	Adjusted Appropriations	Allotments Received	Adjustments (Withdrawal, Realignment)	Adjusted Total Allotments	1st Quarter Ending March 31	TOTAL	1st Quarter Ending March 31	TOTAL	Unreleased Appro	Unobligated Allotments	Unpaid Obligations (15-20)=(23+24)	
														Due and Demandable	Not Yet Due and Demandable
Development of Policies, Programs and Standards for Local Government Capacity Development and Performance Oversight	200000100001000	-	-	-	216,250.00	-	216,250.00	62,186.00	62,186.00	62,186.00	62,186.00	-	154,064.00	-	-
PS					-	-	-	-	-	-	-	-	-	-	-
MOOE					216,250.00	-	216,250.00	62,186.00	62,186.00	62,186.00	62,186.00	-	154,064.00	-	-
Monitoring and Evaluation of the Assistance to Municipalities	200000100004000	-	-	-	3,701,000.00	-	3,701,000.00	1,322,801.00	1,322,801.00	1,110,361.32	1,110,361.32	-	2,378,199.00	212,439.68	-
PS					-	-	-	-	-	-	-	-	-	-	-
MOOE					3,701,000.00	-	3,701,000.00	1,322,801.00	1,322,801.00	1,110,361.32	1,110,361.32	-	2,378,199.00	212,439.68	-
Monitoring and Evaluation of the Conditional Matching Grant to Provinces	200000100005000	-	-	-	1,307,363.00	-	1,307,363.00	862,878.22	862,878.22	695,001.11	695,001.11	-	444,484.78	167,877.11	-
PS					-	-	-	-	-	-	-	-	-	-	-
MOOE					1,307,363.00	-	1,307,363.00	862,878.22	862,878.22	695,001.11	695,001.11	-	444,484.78	167,877.11	-
Monitoring and Evaluation of Potable Water Supply	200000100006000	-	-	-	380,021.00	-	380,021.00	165,115.47	165,115.47	142,480.97	142,480.97	-	214,905.53	22,634.50	-
PS					-	-	-	-	-	-	-	-	-	-	-
MOOE					380,021.00	-	380,021.00	165,115.47	165,115.47	142,480.97	142,480.97	-	214,905.53	22,634.50	-
Support to Local Governance Program	310100200004000	-	-	-	879,736.00	-	879,736.00	356,914.61	356,914.61	303,936.61	303,936.61	-	522,821.39	52,978.00	-
PS					-	-	-	-	-	-	-	-	-	-	-
MOOE					879,736.00	-	879,736.00	356,914.61	356,914.61	303,936.61	303,936.61	-	522,821.39	52,978.00	-
Civil Society Organization/Peoples Participation Partnership Program	310100200005000	-	-	-	420,000.00	-	420,000.00	-	-	-	-	-	420,000.00	-	-
PS					-	-	-	-	-	-	-	-	-	-	-
MOOE					420,000.00	-	420,000.00	-	-	-	-	-	420,000.00	-	-
Development and Enhancement of LGU 201 Profile System	310100200022000	-	-	-	133,000.00	-	133,000.00	-	-	-	-	-	133,000.00	-	-
PS					-	-	-	-	-	-	-	-	-	-	-
MOOE					133,000.00	-	133,000.00	-	-	-	-	-	133,000.00	-	-
Enhancement of Barangay Information System	310100200023000	-	-	-	363,293.00	-	363,293.00	116,175.84	116,175.84	99,383.84	99,383.84	-	247,117.16	16,792.00	-
PS					-	-	-	-	-	-	-	-	-	-	-
MOOE					363,293.00	-	363,293.00	116,175.84	116,175.84	99,383.84	99,383.84	-	247,117.16	16,792.00	-
Enhancement of Programs and Projects Management System	310100200024000	-	-	-	820,000.00	-	820,000.00	-	-	-	-	-	820,000.00	-	-
PS					-	-	-	-	-	-	-	-	-	-	-
MOOE					820,000.00	-	820,000.00	-	-	-	-	-	820,000.00	-	-
Anti-Illegal Drugs Information System	310100200025000	-	-	-	70,500.00	-	70,500.00	-	-	-	-	-	70,500.00	-	-
PS					-	-	-	-	-	-	-	-	-	-	-
MOOE					70,500.00	-	70,500.00	-	-	-	-	-	70,500.00	-	-
LGU Competitiveness and Ease of Doing Business	310100200026000	-	-	-	7,000.00	-	7,000.00	-	-	-	-	-	7,000.00	-	-
PS					-	-	-	-	-	-	-	-	-	-	-
MOOE					7,000.00	-	7,000.00	-	-	-	-	-	7,000.00	-	-


Particulars	UACS CODE	Appropriations			Allotments			Current Year Obligations		Current Year Disbursements		Balances			
		Authorized Appropriations	Adjustments (Transfer To/From, Realignment)	Adjusted Appropriations	Allotments Received	Adjustments (Withdrawal, Realignment)	Adjusted Total Allotments	1st Quarter Ending March 31	TOTAL	1st Quarter Ending March 31	TOTAL	Unreleased Appro	Unobligated Allotments	Unpaid Obligations (15-20)=(23+24)	
														Due and Demandable	Not Yet Due and Demandable
LAN, WAN AND IP TELEPHONY EXPANSION	310100200032000	-	-	-	561,579.00	-	561,579.00	312,659.55	312,659.55	295,867.55	295,867.55	-	248,919.45	16,792.00	-
PS															
MOOE					561,579.00		561,579.00	312,659.55	312,659.55	295,867.55	295,867.55		248,919.45	16,792.00	
ENHANCED COMPREHENSIVE LOCAL INTEGRATION PROGRAM (ECLIP)	310100200033000	-	-	-	2,463,400.00	-	2,463,400.00	2,075,000.00	2,075,000.00	2,075,000.00	2,075,000.00	-	388,400.00	-	-
PS															
MOOE					2,463,400.00		2,463,400.00	2,075,000.00	2,075,000.00	2,075,000.00	2,075,000.00		388,400.00	-	-
SUPPORT FOR THE ASSISTANCE TO MUNICIPALITIES	310100200035000	-	-	-	1,513,250.00	-	1,513,250.00	141,380.00	141,380.00	141,380.00	141,380.00	-	1,371,870.00	-	-
PS															
MOOE					1,513,250.00		1,513,250.00	141,380.00	141,380.00	141,380.00	141,380.00		1,371,870.00	-	-
SUPPORT FOR THE CONDITIONAL MATCHING GRANT TO PROVINCES	310100200036000	-	-	-	4,179,627.00	-	4,179,627.00	245,770.64	245,770.64	245,770.64	245,770.64	-	3,933,856.36	-	-
PS															
MOOE					4,179,627.00		4,179,627.00	245,770.64	245,770.64	245,770.64	245,770.64		3,933,856.36	-	-
SUPPORT FOR POTABLE WATER SUPPLY	310100200037000	-	-	-	163,640.00	-	163,640.00	2,250.00	2,250.00	-	-	-	161,390.00	2,250.00	-
PS															
MOOE					163,640.00		163,640.00	2,250.00	2,250.00	-	-		161,390.00	2,250.00	-
PHILIPPINE ANTI-ILLEGAL DRUGS STRATEGY (PADS)	310100200054000	-	-	-	528,838.00	-	528,838.00	-	-	-	-	-	528,838.00	-	-
PS															
MOOE					528,838.00		528,838.00	-	-	-	-		528,838.00	-	-
LOCAL GOVERNANCE PERFORMANCE MANAGEMENT PROGRAM-PERFORMANCE-BASED CHALLENGE FUND FOR LOCAL GOVERNMENT UNITS	310200100001000	-	-	-	83,100.00	-	83,100.00	49,600.00	49,600.00	-	-	-	33,500.00	49,600.00	-
PS															
MOOE					83,100.00		83,100.00	49,600.00	49,600.00	-	-		33,500.00	49,600.00	-
LUPONG TAGAPAMAYAPA INCENTIVE AWARDS	310200200001000	-	-	-	35,000.00	-	35,000.00	-	-	-	-	-	35,000.00	-	-
PS															
MOOE					35,000.00		35,000.00	-	-	-	-		35,000.00	-	-
GRAND TOTAL		162,720,000.00	-	162,720,000.00	21,503,597.00	-	184,223,597.00	38,498,472.27	38,498,472.27	32,036,073.13	32,036,073.13	-	145,725,124.73	6,462,399.14	-
PS		132,541,000.00	-	132,541,000.00	3,479,000.00	-	136,020,000.00	30,187,139.83	30,187,139.83	24,443,418.61	24,443,418.61	-	105,832,860.17	5,743,721.22	-
MOOE		25,909,000.00	-	25,909,000.00	17,864,597.00	-	43,773,597.00	8,311,332.44	8,311,332.44	7,592,654.52	7,592,654.52	-	35,462,264.56	718,677.92	-
CO		4,270,000.00	-	4,270,000.00	160,000.00	-	4,430,000.00	-	-	-	-	-	4,430,000.00	-	-

Certified Correct:



 KATHERINE M. LLANO
 AO V/Chief, Budget Section
 Date:


 CHARISE MAY J. ELISEO
 Accountant II/ OIC Accounting Section

Recommending Approval:


 DENNIS T. SUCOL, MPA
 CAO/ Chief, Finance and Administrative Division
 Date:

Approved By:


 JOSEPHINE CABRIDO-LEYSA, CESO III -
 Regional Director

Date:

Particulars	UACS CODE	Appropriations			Allotments						Obligations		Disbursements		Balances			
		Authorized Appropriations	Adjustments (Transfer To/From, Modifications/Augmentation)	Adjusted Appropriations	Allotments Received	Adjustments (Reductions, Modifications/Augmentations)	Transfer To	Transfer From	Adjusted Allotments	1st Quarter Ending March 31	TOTAL	1st Quarter Ending March 31	TOTAL	Unreleased Appropriations	Unobligated Allotments	Unpaid Obligations (15-20)=(23+24)		
																Due and Demandable	Not Yet Due and Demandable	
1	2	3	4	5=(3+4)	6	7	8	9	10=[(6+(-17)-8+9)]	11	15=(11+12+13+14)	16	20=(16+17+18+19)	21=(5-10)	22=(10-15)	23	24	
Office Supplies Expenses	5020301002	2,375,000.00	-	2,375,000.00	809,765.00	-	-	-	3,184,765.00	326,397.00	326,397.00	326,397.00	326,397.00	-	2,858,368.00	-	-	
Accountable Forms	5020302000	-	-	-	-	-	-	-	-	-	-	-	-	-	-	-	-	
Fuel, Oil and Lubricants Expenses	5020309000	1,436,000.00	-	1,436,000.00	550,000.00	-	-	-	1,986,000.00	21,761.93	21,761.93	21,761.93	21,761.93	-	1,964,238.07	-	-	
Other Supplies and Materials	5020399000	-	-	-	-	-	-	-	-	-	-	-	-	-	-	-	-	
Utility Expenses																		
Water Expenses	5020401000	382,000.00	-	382,000.00	-	-	-	-	382,000.00	61,687.85	61,687.85	61,687.85	61,687.85	-	320,312.15	-	-	
Electricity Expenses	5020402000	1,925,000.00	-	1,925,000.00	-	-	-	-	1,925,000.00	305,409.97	305,409.97	305,409.97	305,409.97	-	1,619,590.03	-	-	
Communication Expenses																		
Postage and Courier Services	5020501000	56,000.00	-	56,000.00	-	-	-	-	56,000.00	4,400.00	4,400.00	4,400.00	4,400.00	-	51,600.00	-	-	
Mobile	5020502001	515,000.00	-	515,000.00	151,364.00	-	-	-	666,364.00	171,714.00	171,714.00	171,714.00	171,714.00	-	494,650.00	-	-	
Landline	5020502002	3,428,000.00	-	3,428,000.00	-	-	-	-	3,428,000.00	42,622.42	42,622.42	42,622.42	42,622.42	-	3,385,377.58	-	-	
Internet Subscription Expenses	5020503000	38,000.00	-	38,000.00	447,900.00	-	-	-	485,900.00	241,522.08	241,522.08	241,522.08	241,522.08	-	244,377.92	-	-	
Cable, Satellite, Telegraph and Radio	5020504000	36,000.00	-	36,000.00	-	-	-	-	36,000.00	7,620.00	7,620.00	7,620.00	7,620.00	-	28,380.00	-	-	
Rewards and Incentives	5020601002	-	-	-	20,000.00	-	-	-	20,000.00	-	-	-	-	-	20,000.00	-	-	
Confidential, Intelligence and Extraordinary																		
Extraordinary and Miscellaneous Expenses	5021003000	110,000.00	-	110,000.00	-	-	-	-	110,000.00	33,900.00	33,900.00	33,900.00	33,900.00	-	76,100.00	-	-	
Professional Services																		
Auditing Services	5021102000	45,000.00	-	45,000.00	-	-	-	-	45,000.00	-	-	-	-	-	45,000.00	-	-	
Other Professional Services	5021199000	-	-	-	-	-	-	-	-	-	-	-	-	-	-	-	-	
General Services																		
Janitorial Services	5021202000	694,000.00	-	694,000.00	-	-	-	-	694,000.00	27,424.32	27,424.32	27,424.32	27,424.32	-	666,575.68	-	-	
Security Services	5021203000	102,000.00	-	102,000.00	-	-	-	-	102,000.00	47,667.08	47,667.08	47,667.08	47,667.08	-	54,332.92	-	-	
Other General Services - ICT Services	5021299001	715,000.00	-	715,000.00	574,872.00	-	-	-	1,289,872.00	250,869.02	250,869.02	223,187.87	223,187.87	-	1,039,002.98	27,681.15	-	
Other General Services	5021299099	2,713,000.00	-	2,713,000.00	6,205,765.00	-	-	-	8,918,765.00	3,817,612.49	3,817,612.49	3,230,539.72	3,230,539.72	-	5,101,152.51	587,072.77	-	
Repairs and Maintenance																		
Buildings	5021304001	382,000.00	-	382,000.00	-	-	-	-	382,000.00	32,260.00	32,260.00	32,260.00	32,260.00	-	349,740.00	-	-	
Office Equipment	5021305002	-	-	-	-	-	-	-	-	-	-	-	-	-	-	-	-	
ICT Equipment	5021305003	-	-	-	50,000.00	-	-	-	50,000.00	-	-	-	-	-	50,000.00	-	-	
Motor Vehicles	5021306001	1,603,000.00	-	1,603,000.00	-	-	-	-	1,603,000.00	82,694.96	82,694.96	82,694.96	82,694.96	-	1,520,305.04	-	-	
Furniture and Fixtures	5021307000	-	-	-	-	-	-	-	-	-	-	-	-	-	-	-	-	
Financial Assistance to NGAs	5021402000	-	-	-	350,000.00	-	-	-	350,000.00	-	-	-	-	-	350,000.00	-	-	
Financial Assistance to Local Government Units	5021403000	-	-	-	-	-	-	-	-	-	-	-	-	-	-	-	-	
Subsidies-Others	5021499000	-	-	-	2,075,000.00	-	-	-	2,075,000.00	2,075,000.00	2,075,000.00	2,075,000.00	2,075,000.00	-	-	-	-	
Taxes, Insurance Premiums and Other Fees																		
Taxes, Duties and Licenses	5021501001	86,000.00	-	86,000.00	-	-	-	-	86,000.00	800.00	800.00	800.00	800.00	-	85,200.00	-	-	
Fidelity Bond Premiums	5021502000	160,000.00	-	160,000.00	-	-	-	-	160,000.00	47,753.75	47,753.75	47,753.75	47,753.75	-	112,246.25	-	-	
Insurance Expenses	5021503000	504,000.00	-	504,000.00	-	-	-	-	504,000.00	-	-	-	-	-	504,000.00	-	-	
Other Maintenance and Operating Expenses																		
Advertising Expenses	5029901000	2,000.00	-	2,000.00	-	-	-	-	2,000.00	-	-	-	-	-	2,000.00	-	-	
Printing and Publication Expenses	5029902000	774,000.00	-	774,000.00	-	-	-	-	774,000.00	900.00	900.00	900.00	900.00	-	773,100.00	-	-	
Representation Expenses	5029903000	89,000.00	-	89,000.00	-	-	-	-	89,000.00	13,253.92	13,253.92	-	-	-	75,746.08	13,253.92	-	
Transportation and Delivery Expenses	5029904000	41,000.00	-	41,000.00	-	-	-	-	41,000.00	1,704.65	1,704.65	1,704.65	1,704.65	-	39,295.35	-	-	

Particulars	UACS CODE	Appropriations			Allotments					Obligations		Disbursements		Balances			
		Authorized Appropriations	Adjustments (Transfer To/From, Modifications/ Augmentation)	Adjusted Appropriations	Allotments Received	Adjustments (Reductions, Modifications/ Augmentations)	Transfer To	Transfer From	Adjusted Allotments	1st Quarter Ending March 31	TOTAL	1st Quarter Ending March 31	TOTAL	Unreleased Appropriations	Unobligated Allotments	Unpaid Obligations (15-20)=(23+24)	
																Due and Demandable	Not Yet Due and Demandable
1	2	3	4	5=(3+4)	6	7	8	9	10-[(6+(-)7)+8+9]	11	15=(11+12+13+14)	16	20=(16+17+18+19)	21=(5-10)	22=(10-15)	23	24
Rents - Building and Structures	5029905001																
Rents -Motor Vehicles	5029905003				383,880.00				383,880.00						383,880.00		
Capital Outlays																	
Property, Plant and Equipment Outlay																	
Buildings	5060404001																
Office Equipment	5060405002																
Motorvehicle	5060406001	4,270,000.00		4,270,000.00					4,270,000.00						4,270,000.00		
Information and Communication Technology Equipment	5060405003				160,000.00				160,000.00						160,000.00		
Furniture and Fixtures	5060407001																
B. AUTOMATIC APPROPRIATIONS																	
Specific Budgets of National Government Agencies																	
Personnel Benefit Contributions	5010301000	10,864,000.00		10,864,000.00	323,000.00				11,187,000.00	2,632,677.00	2,632,677.00	2,168,639.64	2,168,639.64		8,554,323.00	464,037.36	
GRAND TOTAL		162,720,000.00		162,720,000.00	21,503,597.00				164,223,597.00	38,498,472.27	38,498,472.27	32,036,073.13	32,036,073.13		145,725,124.73	6,462,399.14	

Certified Correct:

KATHERINE M. LEANO
AO V/Chief, Budget Section

CHARISE MA. J. ELISEO, CPA

Accountant II/OIC Accounting Section

Recommending Approval:

DENNIS T. SUCOL, MPA

CAO/ Chief, Finance and Administrative Division

Date:

Approved By:

JOSEPHINE CABRIDO-LEYSA, CESO III,
Regional Director

STATEMENT OF APPROPRIATIONS, ALLOTMENTS, OBLIGATIONS, DISBURSEMENTS AND BALANCES
As of the Quarter Ending March 31, 2020

Department : Department of the Interior and Local Government
 Agency : Region 12, City of Koronadal
 Operating Unit :
 Organization Code (UACS) :
 Funding Source Code (as clustered) : 101

Current Year Appropriations
 Supplemental Appropriations
 Continuing Appropriations

Particulars	PIA/P	Appropriations			Allotments					Current Year Obligations		Current Year Disbursements		Balances			
		Authorized Appropriation	Adjustments (To)/From, Realignment)	Adjusted Appropriations	Allotments Received	Adjustments (Withdrawal, Realignment)	Transfer To	Transfer From	Adjusted Total Allotments	1st Quarter Ending March 31	Total	1st Quarter Ending March 31	Total	Unreleased Appropriations	Unobligated Allotment	Unpaid Obligations	
1	2	3	4	5=(3+4)	6	7	8	9	10=[(6+(-)7)-8+9]	11	15=(11+12+13+14)	16	20=(16+17+18+19)	21=(5-10)	22=(10-15)	23	24
I. Agency Specific Budget																	
General Administration and Support																	
Maintenance & Other Operating Expenses																	
Capital Outlay - Office Building	5020000000 5060404001	- 16,000,000.00	-	-	- 16,000,000.00	-	-	-	- 16,000,000.00	-	-	-	-	-	-	-	-
Operations: POC																	
III. Special Purpose Fund (Please specify)																	
CONTINUING APPROPRIATION																	
					3,777,949.00				3,777,949.00	821,277.23	821,277.23	790,458.73	790,458.73	-	2,956,671.77	30,818.50	
GENERAL MANAGEMENT AND SUPERVISIO																	
	100000 100001000				642,000.00				642,000.00	608,000.00	608,000.00	608,000.00	608,000.00	-	34,000.00		
MOOE					50,000.00				50,000.00	50,000.00	50,000.00	50,000.00	50,000.00				
Barangay Officials Death Benefits Fund					592,000.00				592,000.00	558,000.00	558,000.00	558,000.00	558,000.00		34,000.00		
Contingent Fund-ECLIP					-				-	-	-	-	-				
MONITORING AND EVALUATION OF THE ASSISTANCE TO MUNICIPALITIES																	
	200000 100004000				777,000.00				777,000.00	30,000.00	30,000.00	30,000.00	30,000.00	-	747,000.00		
MONITORING AND EVALUATION OF THE CONDITIONAL MATCHING GRANT TO PROVINCES																	
	200000 100005000				411,510.00				411,510.00	-	-	-	-	-	411,510.00		
SUPPORT TO LOCAL GOVERNANCE PROGRAM																	
	310100 200004000				34,500.00				34,500.00	34,500.00	34,500.00	24,000.00	24,000.00			10,500.00	
ENHANCED COMPREHENSIVE LOCAL INTEGRATION PROGRAM (ECLIP)																	
	310100 200033000				143,652.00				143,652.00	4,140.00	4,140.00	4,140.00	4,140.00		139,512.00		
DECENTRALIZATION AND FEDERALISM PROGRAM																	
	310100 200040000				1,117,467.00				1,117,467.00	144,637.23	144,637.23	124,318.73	124,318.73		972,829.77	20,318.50	
SUPPORT FOR THE CONDITIONAL MATCHING GRANT TO PRC																	
	310100 200036000				635,590.00				635,590.00	-	-	-	-		635,590.00		
SUPPORT FOR POTABLE WATER SUPPLY																	
	310100 200037000				16,230.00				16,230.00	-	-	-	-		16,230.00		
Sub-Total, Special Purpose Fund																	
PS					3,777,949.00				3,777,949.00	821,277.23	821,277.23	790,458.73	790,458.73	-	2,956,671.77	30,818.50	
MOOE					-				-	-	-	-	-				
Fin Exp.(if applicable)					-				-	-	-	-	-				
CO					-				-	-	-	-	-				
GRAND TOTAL																	
PS					3,777,949.00				3,777,949.00	821,277.23	821,277.23	790,458.73	790,458.73	-	2,956,671.77	30,818.50	
MOOE					-				-	-	-	-	-				
CO		16,000,000.00			16,000,000.00				16,000,000.00	-	-	-	-		16,000,000.00		
GRAND TOTAL																	
		16,000,000.00			16,000,000.00				19,777,949.00	821,277.23	821,277.23	790,458.73	790,458.73	-	18,956,671.77	30,818.50	

Certified Correct:
 KATHERINE M. WILLARD, MPA
 AO V/Chief, Budget Section
 Date:

Certified Correct:
 CHARISE MAY A. ELISO, CPA
 Accountant V/Chief, Accounting Section
 Date:

Recommending Approval:
 DENNIS T. SUCOL, MPA
 Chief Administrative Officer/Chief,
 Date:


Approved By:
 JOSEPHINE CABRIDO LEYSA, CESO III,
 Regional Director
 Date:


STATEMENT OF APPROPRIATIONS, ALLOTMENTS, OBLIGATIONS, DISBURSEMENTS AND BALANCES BY OBJECT OF EXPENDITURE
As of the Quarter Ending March 31, 2020


Department : Department of the Interior and Local Government
 Agency : Region 12, City of Koronadal
 Operating Unit :
 Organization Code (UACS) :
 Funding Source Code (as clustered) : 101

Current Year Appropriations
 Supplemental Appropriations
 Continuing Appropriations

Particulars	UACS CODE	Appropriations			Allotments					Current Year Obligations		Current Year Disbursements		Balances			
		Authorized Appropriation	Adjustments (Transfer (To)/From, Realignment)	Adjusted Appropriations	Allotments Received	Adjustments (Withdrawal, Realignment)	Transfer To	Transfer From	Adjusted Total Allotments	1st Quarter Ending March 31	Total	1st Quarter Ending March 31	Total	Unreleased Appropriations	Unobligated Allotment	Unpaid Obligations Due and Demandable	Not Yet Due and Demandable
1	2	3	4	5=(3+4)	6	7	8	9	10=[(8+(-)7)-8+9]	11	15=(11+12+13+14)	16	20=(16+17+18+19)	21=(5-10)	22=(10-15)	23	24
I. Agency Specific Budget		16,000,000.00	-	16,000,000.00	3,777,949.00	-	-	-	19,777,949.00	821,277.23	821,277.23	790,458.73	790,458.73	-	18,956,671.77	30,818.50	-
Maintenance & Other Operating Expenses																	
Traveling Expenses	50201000 00																
Traveling Expenses - Local	50201010 00				538,202.00				538,202.00	7,240.00	7,240.00	7,240.00	7,240.00		530,962.00		
Training and Scholarship Expenses	50202010 00																
Training Expenses	50202010 02				1,546,324.00				1,546,324.00	50,000.00	50,000.00	50,000.00	50,000.00		1,496,324.00		
Supplies and Materials Expenses																	
Office Supplies Expenses	50203010 02				60,000.00				60,000.00						60,000.00		
Other Supplies and Materials Expenses	50203990 00				99,024.00				99,024.00						99,024.00		
General Services																	
Other General Services	50212999 99				738,023.00				738,023.00	206,037.23	206,037.23	175,218.73	175,218.73		531,985.77	30,818.50	
Financial Assistance / Subsidy																	
Subsidies - Others	5021499000				592,000.00				592,000.00	558,000.00	558,000.00	558,000.00	558,000.00		34,000.00		
Other Maintenance and Operating Expenses																	
Printing and Publication Expenses	50299020 00				204,376.00				204,376.00						204,376.00		
Capital Outlay																	
Buildings	5060404001	16,000,000.00		16,000,000.00					16,000,000.00						16,000,000.00		
GRAND TOTAL																	
PS																	
MOOE																	
CO		16,000,000.00		16,000,000.00	3,777,949.00				19,777,949.00	821,277.23	821,277.23	790,458.73	790,458.73		2,956,671.77	30,818.50	
GRAND TOTAL		16,000,000.00		16,000,000.00	3,777,949.00				19,777,949.00	821,277.23	821,277.23	790,458.73	790,458.73		2,956,671.77	30,818.50	
Recapitulation by MFO:																	
MFO 1																	
MFO 2																	
OF WHICH:																	
Major Programs/Projects																	
KRA No. 1 - Anti-Corruption, Transparent, Accountable and Participatory Governance																	
Program Budgeting: MPP																	
Other Major Programs and Projects and monitored by the President through PMS																	
PAP																	
GRAND TOTAL		16,000,000.00		16,000,000.00	3,777,949.00				19,777,949.00	821,277.23	821,277.23	790,458.73	790,458.73		2,956,671.77	30,818.50	

Certified Correct: 
KATHERINE N. LLANAD, MPA
 AO V/Chief, Budget Section
 Date:

Certified Correct: 
CHARISE MAY J. ELISEO, CPA
 Accountant / OIC/Accounting Section
 Date:

Recommending Approval: 
DENNIS T. SUGOL, MPA
 Chief Administrative Officer/Chief, Finance & Administrative
 Date:


JOSEPHINE CABRIDO-LEYSA, CESO III
 Regional Director