

**MONTHLY REPORT OF DISBURSEMENTS**  
For the month of MARCH 2020

Department : 14  
 Agency : DEPARTMENT OF THE INTERIOR AND LOCAL GOVERNMENT  
 Operating Unit : 03-00012  
 Organization Code (UACS) : 14-001-03-00012  
 Funding Source Code (as clustered) : 11  
 (e.g. Old Fund Code: 101,102, 151)


PARTICULARS	CURRENT YEAR BUDGET					PRIOR YEAR'S BUDGET										SUB-TOTAL	TRUST LIABILITIES				GRAND TOTAL					Remarks		
	PS	MOOE	Fin. Exp	CO	TOTAL	PRIOR YEAR'S ACCOUNTS PAYABLE					CURRENT YEAR'S ACCOUNTS PAYABLE						TOTAL	PS	MOOE	CO	TOTAL	PS	MOOE	Fin. Exp	CO		TOTAL	
						PS	MOOE	Fin. Exp	CO	Sub-Total	PS	MOOE	Fin. Exp	CO	Sub-Total													
1	2	3	4	5	6=(2+3+4+5)	7	8	9	10	11=(7+8+9+10)	12	13	14	15	16=(12+13+14+15)	17=(11+16)	18=(6+17)	19	20	21	22=(19+20+21)	23	24	25	26	27=(23+24+25+26)	28	
<b>CASH DISBURSEMENTS</b>																												
<b>Notice of Cash Allocation (NCA)</b>																												
MDS Checks Issued	141,886.66	12,585,457.17			12,727,343.83		121,165.30			121,165.30					121,165.30	12,848,509.13						141,886.66	12,706,622.47			12,848,509.13		
Advice to Debit Account	9,927,939.72	3,017,598.02			12,945,537.74	1,621,744.32	625,191.82			2,246,936.14	74,140.00				2,246,936.14	15,192,473.88						11,549,684.04	3,716,929.84			15,266,613.88		
<b>Notice of Transfer Allocations (NTA)</b>																												
MDS Checks Issued					-					-					-	-												
Advice to Debit Account					-					-					-	-												
Working Fund For FAPs					-					-					-	-												
Cash Disbursement Ceiling (CDC)					-					-					-	-												
<b>TOTAL CASH DISBURSEMENTS</b>	<b>10,069,826.38</b>	<b>15,603,055.19</b>			<b>25,672,881.57</b>	<b>1,621,744.32</b>	<b>746,357.12</b>			<b>2,368,101.44</b>	<b>74,140.00</b>				<b>2,368,101.44</b>	<b>28,040,983.01</b>						<b>11,691,570.70</b>	<b>16,423,552.31</b>			<b>28,115,123.01</b>		
<b>NON-CASH DISBURSEMENTS</b>																												
Tax Remittance Advices Issued (TRA)	914,654.40	27,816.51			942,470.91		39,570.33			39,570.33					39,570.33	982,041.24						914,654.40	67,386.84			982,041.24		
Non-Cash Availment Authority (NCAA)					-					-					-	-												
Disbursements effected through outright					-					-					-	-												
Others (TEF, BTr Documentary Stamp Tax,					-					-					-	-												
<b>TOTAL NON-CASH DISBURSEMENTS</b>	<b>914,654.40</b>	<b>27,816.51</b>			<b>942,470.91</b>		<b>39,570.33</b>			<b>39,570.33</b>					<b>39,570.33</b>	<b>982,041.24</b>						<b>914,654.40</b>	<b>67,386.84</b>			<b>982,041.24</b>		
<b>GRAND TOTAL</b>	<b>10,984,480.78</b>	<b>15,630,871.70</b>			<b>26,615,352.48</b>	<b>1,621,744.32</b>	<b>785,927.45</b>			<b>2,407,671.77</b>	<b>74,140.00</b>				<b>2,407,671.77</b>	<b>29,023,024.25</b>						<b>12,606,225.10</b>	<b>16,490,939.15</b>			<b>29,097,164.25</b>		

**SUMMARY:**

	cyo/cyb		pyo/pyb		cyo/pyb		Previous Report			This month			As at Date		
Total Disbursement Authorities Received							28,959,118.93	27,865,700.67	56,824,819.60	27,727,447.03	29,097,164.25	56,824,611.28	28,959,118.93	27,865,700.67	56,824,819.60
NCA															
NTA															
Working Fund															
TRA															
CDC															
NCAA															
Less: Notice of Transfer Allocations (NTA)* issued															
Total Disbursements Authorities Available							1,231,671.90	(1,231,463.58)	208.32	1,231,671.90	(1,231,463.58)	208.32	1,231,671.90	(1,231,463.58)	208.32
Less: Lapsed NCA															
Disbursements **															
Balance of Disbursements Authorities as of to date															

Notes: \* The use of NTA is discouraged  
 \*\* Amounts should tally with the grand total disbursements (column 27).

Certified Correct:  
  
 CHARISE MAY ELISEO, CPA  
 Accountant II/ OIC, Accounting Section

Recommending Approval:  
  
 DENNIS T. SOCOL, MPA  
 Chief Administrative Officer

Approved By:  
  
 JOSEPHINE CABRILLO-LEYSA, CESO III  
 Regional Director


**MONTHLY REPORT OF DISBURSEMENTS**  
For the month of MARCH 2020


Department : 14  
 Agency : DEPARTMENT OF THE INTERIOR AND LOCAL GOVERNMENT  
 Operating Unit : 03-00012  
 Organization Code (UACS) : 14-001-03-00012  
 Funding Source Code (as clustered) : 11  
 (e.g. Old Fund Code: 101,102, 151)

PARTICULARS	CURRENT YEAR BUDGET					PRIOR YEAR'S BUDGET											TRUST LIABILITIES				GRAND TOTAL					Remarks			
	PS	MOOE	Fin. Exp	CO	TOTAL	PRIOR YEAR'S ACCOUNTS PAYABLE					CURRENT YEAR'S ACCOUNTS PAYABLE						SUB-TOTAL	PS	MOOE	CO	TOTAL	PS	MOOE	Fin. Exp	CO		TOTAL		
						PS	MOOE	Fin. Exp	CO	Sub-Total	PS	MOOE	Fin. Exp	CO	Sub-Total	TOTAL													
1	2	3	4	5	6=(2+3+4+5)	7	8	9	10	11=(7+8+9+10)	12	13	14	15	16=(12+13+14+15)	17=(11+16)	18=(6+17)	19	20	21	22=(19+20+21)	23	24	25	26	27=(23+24+25+26)	28		
<b>CASH DISBURSEMENTS</b>																													
<b>Notice of Cash Allocation (NCA)</b>																													
MDS Checks Issued	141,886.66	12,585,457.17			12,727,343.83		121,165.30			121,165.30					121,165.30	12,848,509.13													
Advice to Debit Account	9,927,939.72	3,017,598.02			12,945,537.74	1,621,744.32	625,191.82			2,246,936.14	74,140.00				2,246,936.14	15,192,473.88													
<b>Notice of Transfer Allocations (NTA)</b>																													
MDS Checks Issued																													
Advice to Debit Account																													
Working Fund For FAPs																													
Cash Disbursement Ceiling (CDC)																													
<b>TOTAL CASH DISBURSEMENTS</b>	<b>10,069,826.38</b>	<b>15,603,055.19</b>			<b>25,672,881.57</b>	<b>1,621,744.32</b>	<b>746,357.12</b>			<b>2,368,101.44</b>	<b>74,140.00</b>				<b>2,368,101.44</b>	<b>28,040,983.01</b>													
<b>NON-CASH DISBURSEMENTS</b>																													
Tax Remittance Advices Issued (TRA)	914,654.40	27,816.51			942,470.91		39,570.33			39,570.33					39,570.33	982,041.24													
Non-Cash Availment Authority (NCAA)																													
Disbursements effected through outright																													
Others (TEF, BTr Documentary Stamp Tax,																													
<b>TOTAL NON-CASH DISBURSEMENTS</b>	<b>914,654.40</b>	<b>27,816.51</b>			<b>942,470.91</b>		<b>39,570.33</b>			<b>39,570.33</b>					<b>39,570.33</b>	<b>982,041.24</b>													
<b>GRAND TOTAL</b>	<b>10,984,480.78</b>	<b>15,630,871.70</b>			<b>26,615,352.48</b>	<b>1,621,744.32</b>	<b>785,927.45</b>			<b>2,407,671.77</b>	<b>74,140.00</b>				<b>2,407,671.77</b>	<b>29,023,024.25</b>													

SUMMARY:	cyo/cyb			pyo/pyb			cya/pyb			Previous Report			This month			As at Date		
Total Disbursement Authorities Received																		
NCA		21,104,000.00			10,548,000.00			31,652,000.00			28,959,118.93	27,865,700.67		56,824,819.60				
NTA		5,927,611.50			16,335,659.43			22,263,270.93			27,727,447.03	29,097,164.25		56,824,611.28				
Working Fund																		
TRA		1,927,507.43			982,041.24			2,909,548.67										
CDC																		
NCAA																		
Less: Notice of Transfer Allocations (NTA)* issued																		
<b>Total Disbursements Authorities Available</b>		<b>28,959,118.93</b>			<b>27,865,700.67</b>			<b>56,824,819.60</b>										
Less: Lapsed NCA																		
Disbursements **		27,727,447.03			29,097,164.25			56,824,611.28										
<b>Balance of Disbursements Authorities as of to date</b>		<b>1,231,671.90</b>			<b>(1,231,463.58)</b>			<b>208.32</b>										

Notes: \* The use of NTA is discouraged  
 \*\* Amounts should tally with the grand total disbursements (column 27).

Certified Correct:  
  
 CHARISE MAY ELISEO, CPA  
 Accountant III/ DIC, Accounting Section

Recommending Approval:  
  
 DENNIS T. SUGOL, MPA  
 Chief Administrative Officer

Approved By:  
  
 JOSEPHINE CABRIDO-LEYSA, CESO III  
 Regional Director

**MONTHLY REPORT OF DISBURSEMENTS**  
For the month of MARCH 2020

Department : 14  
 Agency : DEPARTMENT OF THE INTERIOR AND LOCAL GOVERNMENT  
 Operating Unit : 03-00012  
 Organization Code (UACS) : 14-001-03-00012  
 Funding Source Code (as clustered) : 11  
 (e.g. Old Fund Code: 101,102, 151)

PARTICULARS	CURRENT YEAR BUDGET					PRIOR YEAR'S BUDGET										TRUST LIABILITIES				GRAND TOTAL					Remarks			
	PS	MOOE	Fin. Exp	CO	TOTAL	PRIOR YEAR'S ACCOUNTS PAYABLE					CURRENT YEAR'S ACCOUNTS PAYABLE					SUB-TOTAL	PS	MOOE	CO	TOTAL	PS	MOOE	Fin. Exp	CO		TOTAL		
						PS	MOOE	Fin. Exp	CO	Sub-Total	PS	MOOE	Fin. Exp	CO	Sub-Total												TOTAL	
1	2	3	4	5	6=(2+3+4+5)	7	8	9	10	11=(7+8+9+10)	12	13	14	15	16=(12+13+14+15)	17=(11+16)	18=(6+17)	19	20	21	22=(19+20+21)	23	24	25	26	27=(23+24+25+26)	28	
<b>CASH DISBURSEMENTS</b>																												
Notice of Cash Allocation (NCA)																												
MDS Checks Issued	141,886.66	12,585,457.17			12,727,343.83		121,165.30			121,165.30						121,165.30	12,848,509.13						141,886.66	12,706,622.47			12,848,509.13	
Advice to Debit Account	9,927,939.72	3,017,598.02			12,945,537.74	1,621,744.32	625,191.82			2,246,936.14	74,140.00					2,246,936.14	15,192,473.88						11,549,684.04	3,716,929.84			15,266,613.88	
Notice of Transfer Allocations (NTA)																												
MDS Checks Issued																												
Advice to Debit Account																												
Working Fund For FAPs																												
Cash Disbursement Ceiling (CDC)																												
<b>TOTAL CASH DISBURSEMENTS</b>	<b>10,069,826.38</b>	<b>15,603,055.19</b>	-	-	<b>25,672,881.57</b>	<b>1,621,744.32</b>	<b>746,357.12</b>	-	-	<b>2,368,101.44</b>	-	<b>74,140.00</b>	-	-	-	<b>2,368,101.44</b>	<b>28,040,983.01</b>	-	-	-	-	-	<b>11,691,570.70</b>	<b>16,423,552.31</b>	-	-	<b>28,115,123.01</b>	
<b>NON-CASH DISBURSEMENTS</b>																												
Tax Remittance Advices Issued (TRA)	914,654.40	27,816.51			942,470.91		39,570.33			39,570.33						39,570.33	982,041.24						914,654.40	67,386.84			982,041.24	
Non-Cash Availment Authority (NCAA)																												
Disbursements effected through outright																												
Others (TEF, BTr Documentary Stamp Tax,																												
<b>TOTAL NON-CASH DISBURSEMENTS</b>	<b>914,654.40</b>	<b>27,816.51</b>	-	-	<b>942,470.91</b>	-	<b>39,570.33</b>	-	-	<b>39,570.33</b>	-	-	-	-	-	<b>39,570.33</b>	<b>982,041.24</b>	-	-	-	-	-	<b>914,654.40</b>	<b>67,386.84</b>	-	-	<b>982,041.24</b>	
<b>GRAND TOTAL</b>	<b>10,984,480.78</b>	<b>15,630,871.70</b>	-	-	<b>26,615,352.48</b>	<b>1,621,744.32</b>	<b>785,927.45</b>	-	-	<b>2,407,671.77</b>	-	<b>74,140.00</b>	-	-	-	<b>2,407,671.77</b>	<b>29,023,024.25</b>	-	-	-	-	-	<b>12,606,225.10</b>	<b>16,490,939.15</b>	-	-	<b>29,097,164.25</b>	

**SUMMARY:**

	cyo/cyb		pyo/pyb		cyo/pyb	
	Previous Report	This month	Previous Report	This month	Previous Report	This month
Total Disbursement Authorities Received						
NCA	21,104,000.00		10,548,000.00		31,652,000.00	
NTA	5,927,611.50		16,335,659.43		22,263,270.93	
Working Fund	-		-		-	
TRA	1,927,507.43		982,041.24		2,909,548.67	
CDC	-		-		-	
NCAA	-		-		-	
Less: Notice of Transfer Allocations (NTA)* issued						
<b>Total Disbursements Authorities Available</b>	<b>28,959,118.93</b>		<b>27,865,700.67</b>		<b>56,824,819.60</b>	
Less: Lapsed NCA	-		-		-	
Disbursements **	27,727,447.03		29,097,164.25		56,824,611.28	
<b>Balance of Disbursements Authorities as of to date</b>	<b>1,231,671.90</b>		<b>(1,231,463.58)</b>		<b>208.32</b>	


	Previous Report	This month	As at Date
Total Disbursements Program	28,959,118.93	27,865,700.67	56,824,819.60
Less: * Actual Disbursements	27,727,447.03	29,097,164.25	56,824,611.28
(Over)/Under spending	<b>1,231,671.90</b>	<b>(1,231,463.58)</b>	<b>208.32</b>
Cash / Book Balance			

Notes: \* The use of NTA is discouraged  
 \*\* Amounts should tally with the grand total disbursements (column 27).


Certified Correct:

  
 CHARISE MAY ALISNO, CPA  
 Accountant II/AOIC, Accounting Section

Recommending Approval:

  
 DENNIS T. SUCTOL, MPA  
 Chief Administrative Officer

Approved By:

  
 JOSEPHINE CABRIDO-LEYSA, CESO III \*  
 Regional Director